



Construction, Maintenance, and Fabrication



1/2" (13 MM) , 3/4" (19 MM), 1" (25 MM), 1-1/2" (38 MM) IMPACT WRENCHES

IW50HAP-4P



IW75BP-6H



IW100HAI-5S



Impact Wrenches

Model Number	Drive Size		Bolt Cap. Grade 5		Working Torque Range ¹		Maximum Torque		Blows Per Minute	Free Speed rpm	Weight		Length		Side To Center		Avg Air Consumption		Socket Retainer Style
	in	mm	in	mm	ft lb	Nm	ft lb	Nm			lb	kg	in	mm	in	mm	cfm	l/s	
Pistol Grip - 1/2" (13 mm) Impact Wrenches																			
IW50HAP-4F	1/2	13	5/8	16	100-450	135-610	550	745	1140	7000	4.3	1.9	7.6	192	1.3	33	4	2	Ring
IW50HAP-4P	1/2	13	5/8	16	100-450	135-610	550	745	1140	7000	4.3	1.9	7.6	192	1.3	33	4	2	Pin
Pistol Grip - 3/4" (19 mm) Impact Wrenches																			
IW75BP-6H	3/4	19	3/4	19	800	1085	1000	1356	1000	5700	11.6	5.3	7.6	193	1.75	45	15	7	Hole
IW75BP-8H	1	25	3/4	19	825	1119	1100	1492	1000	5700	11.7	5.3	7.6	193	1.75	45	15	7	Hole
D-Handle - Inside Trigger - 1" (25 mm) Impact Wrenches																			
IW100HAI-8H	1	25	1-3/8	35	1600	2170	2000	2710	850	5000	22.0	10.0	12.4	315	2	51	38	18	Hole
IW100HAI-8H6	1	25	1-3/8	35	1600	2170	2000	2710	850	5000	26.2	11.8	18.4	467	2	51	38	18	Hole
IW100HAI-5S	#5 Spline	1-3/8	35	1600	2170	2000	2710	850	5000	22.0	10.0	12.4	315	2	51	38	18	Hole	
IW100HAI-5S6	#5 Spline	1-3/8	35	1600	2170	2000	2710	850	5000	26.2	11.8	18.4	467	2	51	38	18	Hole	
D-Handle - Inside Trigger - 1-1/2" (38 mm) Impact Wrenches																			
IW150HAI-5S	#5 Spline	2	50	2500	3390	3000	4070	650	3750	33.0	15.0	14.5	368	2.5	65	60	28	Hole	
IW150HAI-12H	1-1/2	38	2	50	2500	3390	3000	4070	650	3750	33.1	15.0	14.5	368	2.5	65	60	28	Hole
D-Handle - Outside Trigger - 1" (25 mm) Impact Wrenches																			
IW100HAO-8H	1	25	1-3/8	35	1600	2170	2000	2710	850	5000	22.0	10.0	12.4	315	2	51	38	18	Hole
IW100HAO-8H6	1	25	1-3/8	35	1600	2170	2000	2710	850	5000	26.2	11.8	18.4	467	2	51	38	18	Hole
IW100HAO-5S	#5 Spline	1-3/8	35	1600	2170	2000	2710	850	5000	22.0	10.0	12.4	315	2	51	38	18	Hole	
IW100HAO-5S6	#5 Spline	1-3/8	35	1600	2170	2000	2710	850	5000	26.2	11.8	18.4	467	2	51	38	18	Hole	
D-Handle - Outside Trigger - 1-1/2" (38 mm) Impact Wrenches																			
IW150HAO-5S	#5 Spline	2	50	2500	3390	3000	4070	650	3750	33.0	15.0	14.5	368	2.5	65	60	28	Hole	
IW150HAO-12H	1-1/2	38	2	50	2500	3390	3000	4070	650	3750	33.0	15.0	14.5	368	2.5	65	60	28	Hole

¹ Maximum working torque determined by 5 second rundown on appropriate Skidmore-Wilhelm Torque-Tension Tester.

www.dobcoeqp.com sales@dobcoeqp.com 905-672-5557 DOBCO EQUIPMENT LTD.

DOBCO EQUIPMENT LTD. 905-672-5557 sales@dobcoeqp.com www.dobcoeqp.com





For The Way... You Work!



STRAIGHT DIE GRINDERS



SDG05S23



SDG7S25F



SDG10S25F



STXG10S18S



Straight & Extended Die Grinders

Model Number	Free Speed	Weight		Length		Sound Level	Air Consumption		Collet Size	Exhaust
	rpm	lb	kg	in	mm	dB(A)	cfm	l/s		
Straight Die Grinders										
0.50 hp (0.37 kW) - Lever Throttle										
SDG05S18	18,000	1.2	0.54	7.0	180	82.4	23	10.9	1/4"	Rear
SDG05S18M6	18,000	1.2	0.54	7.0	180	87.4	23	10.9	6 mm	Rear
0.7 hp (0.52 kW) - Lever Throttle - 200 Series Collet										
SDG7S18F	18,000	1.2	0.6	6.0	150	85	25	12	1/4"	Front
SDG7S18M6F	18,000	1.2	0.6	6.0	150	82	25	12	6 mm	Front
SDG7S25F	25,000	1.2	0.6	6.0	150	82.3	25	12	1/4"	Front
SDG7S25M6F	25,000	1.2	0.6	6.0	150	82	25	12	6 mm	Front
1 hp (0.75 kW) - Lever Throttle										
SDG10S18F	18,000	1.7	0.8	7.5	190	81.5	30	14	1/4"	Front
SDG10S18M6F	18,000	1.7	0.8	7.5	190	78	30	14	6 mm	Front
SDG10S18R	18,000	1.7	0.8	7.5	190	81.1	30	14	1/4"	Rear
SDG10S18M6R	18,000	1.7	0.8	7.5	190	78	30	14	6 mm	Rear
0.50 hp (0.37 kW) - Lever Throttle - Extended										
SXG05S23	23,000	2.1	0.95	11	280	87.7	23	10.9	1/4"	Rear
SXG05S23M6	23,000	2.1	0.95	11	280	85.1	23	10.9	6 mm	Rear
SXG05S18	18,000	2.1	0.95	11	280	82.4	23	10.9	1/4"	Rear
SXG05S18M6	18,000	2.1	0.95	11	280	87.4	23	10.9	6 mm	Rear

General: Air Inlet Size: 1/4" NPT • Recommended Hose Size: 3/8" (10 mm) • Performance rated @ 90 psig (6.2 bar) air pressure
Standard Equipment: Parts List • Safety and Instruction Manual • Collet & Wrenches

RIGHT ANGLE DIE GRINDERS



SAG05S23



SAG7S15



SAG10S18



SAG7AX20



Right Angle Die Grinders

Model Number	Free Speed	Weight		Length		Sound Level	Air Consumption		Collet Size	Exhaust
	rpm	lb	kg	in	mm	dB(A)	cfm	l/s		
Right Angle Die Grinders										
0.50 hp (0.37 kW) - Lever Throttle										
SAG05S23	23,000	1.4	0.64	6.375	160	86	23	10.8	1/4"	Rear
SAG05S23M6	23,000	1.4	0.64	6.375	160	86	23	10.8	6 mm	Rear
0.70 hp (0.52 kW) - Lever Throttle - 200 Series Collet										
SAG7S18	18,000	2.00	0.90	6.500	165		25	12	1/4"	Front
SAG7S18M6	18,000	2.00	0.90	6.500	165	85	25	12	6mm	Front
1 hp (0.75 kW) - Lever Throttle										
SAG10S18	18,000	2.7	1.2	9.0	230	83.2	30	14	1/4"	Rear
SAG10S18M6	18,000	2.7	1.2	9.0	230	78	30	14	6 mm	Rear
Right Angle Extended Die Grinders										
.7 hp (0.52 kW) - Lever Throttle										
SAG7AX20	20,000	2.9	1.3	10	254	89.8	25	12	1/4"	Front
SAG7AX20M6	20,000	2.9	1.3	10	254	89.8	25	12	6 mm	Front

General: Air Inlet Size: 1/4" NPT • Recommended Hose Size: 3/8" (10 mm) • Performance rated @ 90 psig (6.2 bar) air pressure
Standard Equipment: Parts List • Safety and Instruction Manual • Collet & Wrenches


www.dobcoequip.com
sales@dobcoequip.com
905-672-5557

DOBCO EQUIPMENT LTD. 905-672-5557 sales@dobcoequip.com www.dobcoequip.com

CUTOFF SAWS & ANGLE CUTOFF TOOLS (TYPE 1)



SCO10S253F



SCO10A106

Panel and Cutoff Saw & Angle Cutoff Tool



Model Number	Blade Diameter		Depth of Cut		Free Speed rpm	Weight		Length		Air Consumption		Sound Level dB(A)	Exhaust
	in	mm	in	mm		lb	kg	in	mm	cfm	l/s		
Panel and Cutoff Saws													
1 hp (0.75 kW) - Cutoff Saw - Inline - Lockoff lever Start													
SCO10S253F	3.0	76			25,000	2	0.9	8.3	210	30	14	78	Front
SCO10S253R	3.0	76			25,000	2	0.9	8.3	210	30	14	78	Rear
SCO10S204F	4.0	100	1.1	28	20,000	2	0.9	8.3	210	30	14	90.3	Front
SCO10S204R	4.0	100	1.1	28	20,000	2	0.9	8.3	210	30	14	91.6	Rear
SCO10S184F	4.0	100	1.1	28	18,000	2	0.9	8.3	210	30	14	89.1	Front
SCO10S184R	4.0	100	1.1	28	18,000	2	0.9	8.3	210	30	14	87.8	Rear
Angle Cutoff Tool - 5/8"-11 Spindle Thread													
SCO10A125	5.0	125	1.5	38	12,000	3.5	1.6	8.75	220	35	16.5	87.3	Rear
SCO10A106	6.0	150	2.0	51	10,000	3.7	1.7	8.75	220	35	16.5	91.2	Rear

General: Air Inlet Size: 1/4" NPT • Recommended Hose Size: 3/8" (10 mm) • Performance rated @ 90 psig (6.2 bar) air pressure

Standard Equipment: Parts List • Safety and Instruction Manual • 1 Blade • Spindle Wrenches & Guard

RIGHT ANGLE TYPE 27 WHEEL GRINDERS



SWG10S1245



SWG10S183



SWG10A1245



SWG7AX1245



SWG10AX1245

Right Angle Type 27 & Extended Right Angle Type 27 Wheel Grinders



Model Number	Free Speed	Wheel Capacity		Weight		Length		Sound Level dB(A)	Air Consumption		Spindle Thread	Exhaust
	rpm	in	mm	lb	kg	in	mm		cfm	l/s		
Right Angle Type 27 Wheel Grinders												
1 hp (0.75 kW) - Lockoff Lever Throttle												
SWG10S124	12,000	4.0	100	3.0	1.6	8.3	210	85.6	35	17	3/8" - 24	Rear
SWG10S1245	12,000	4.5	115	3.0	1.6	8.3	210	84.1	35	17	5/8" - 11	Rear
SWG10A124	12,000	4.0	100	2.5	1.1	7.75	195	86.4	35	17	3/8" - 24	Rear
SWG10A1245	12,000	4.5	115	2.6	1.17	7.75	195	84.9	35	17	5/8"-11	Rear
SWG10A125	12,000	5.0	127	2.7	1.22	7.75	195	83.7	35	17	5/8" - 11	Rear
SWG10S183	18,000	3.0	75	2.5	1.1	7.5	190	85.5	35	17	3/8" - 24	Rear
Right Angle Type 27 Extended Wheel Grinders												
1 hp (.75 kW) - Lockoff Lever Throttle												
SWG10AX124	12,000	4.0	100	3.6	1.63	11.25	285	91.0	35	17	3/8" - 24	Rear
SWG10AX1245	12,000	4.5	115	3.7	1.68	11.25	285	86.0	35	17	5/8" - 11	Rear
SWG10AX125	12,000	5.0	127	3.8	1.72	11.25	285	83.7	35	17	5/8" - 11	Rear

General:

Air Inlet Size: 3/8" NPT • Recommended Hose Size: 3/8" (10 mm) • Performance rated @ 90 psig (6.2 bar) air pressure

Standard Equipment:

Parts List • Safety and Instruction Manual • Spindle Wrenches • Wheel Guard • Support Handle • Mounting Flange & Nut

RIGHT ANGLE TYPE 27 WHEEL GRINDER



1285L

Governed Grinders

Model Number	Free Speed	Wheel Capacity		Weight		Length		Sound Level	Air Consumption Under Load		Air Consumption Free Speed		Spindle Thread
	rpm	in	mm	lb	kg	in	mm	dB(A)	cfm	l/s	cfm	l/s	
1 hp (0.75 kW) - Governed Speed - Lockoff Lever Throttle													
1285L	6000	7.0	175	5.9	2.7	12.4	315	85	35	17	18	8	5/8"-11

General:

Air Inlet Size: 1/4" NPT • Recommended Hose Size: 3/8" (10 mm) • Performance rated @ 90 psig (6.2 bar) air pressure

Standard Equipment:

Parts List • Safety and Instruction Manual • Spindle Wrenches • Wheel Guard • Support Handle • Mounting Flange & Nut

VERTICAL TYPE 6 & 11 WHEEL GRINDERS & HORIZONTAL GRINDERS



VG30AL-60C6



VG30AL-60D7



HG30AL-60S6

Governed Grinders

Model Number	Free Speed	Wheel Capacity		Weight		Length		Sound Level	Air Consumption Under Load		Air Consumption Free Speed		Spindle Thread
	rpm	in	mm	lb	kg	in	mm	dB(A)	cfm	l/s	cfm	l/s	
3 hp (2.2 kW) - Class Vertical Grinders - Governed Speed - Lever Throttle													
VG30AL-60C6	6000	6	150	9.5	4.3	6.4	165	84	90	42	39	18	5/8"-11
VG30AL-60D7	6000	7	175	9.5	4.3	6.4	165	84	90	42	39	18	5/8"-11
VG30AL-45D7	4500	7	175	9.5	4.3	6.4	165	84	90	42	39	18	5/8"-11
VG30AL-45D9	4500	9	230	9.5	4.3	6.4	165	84	90	42	39	18	5/8"-11
VG30AL-60D9	6000	9	230	9.5	4.3	6.4	165	84	90	42	39	18	5/8"-11
3 hp (2.2 kW) - Class Horizontal Grinders - Governed Speed - Lever Throttle													
HG30AL-60S6	6000	6	150	12.5	5.6	21.8	550	84	90	42	39	18	5/8"-11
HG30AL-45S8	4500	8	200	12.5	5.6	21.8	550	84	90	42	39	18	5/8"-11
HG30AL-80P3	8000	3	75	12.5	5.6	21.8	550	84	90	42	39	18	5/8"-11

General:

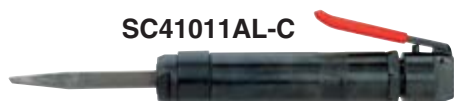
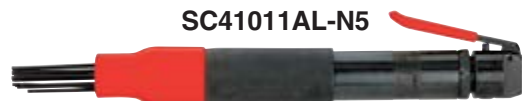
VG Series Air Inlet Size: 1/4" NPT (1290 series); 1/2" NPT (V series) • Recommended Hose Size: 3/8" (10 mm) (1290 series); 1/2" (13 mm) (V series)
Performance rated @ 90 psig (6.2 bar) air pressure

HG Series Air Inlet Size: 1/2" NPT • Recommended Hose Size: 1/2" (13 mm) • Performance rated @ 90 psig (6.2 bar) air pressure

Standard Equipment:

Spindle Wrenches • Wheel Guard • Mounting Flange & Nut

NEEDLE AND WELD FLUX SCALERS



Scalers

Model Number	Stroke Length		Bore Diameter		Blows per Minute	Weight		Length		Side To Center		Air Consumption	
	in	mm	in	mm		lb	kg	in	mm	in	mm	cfm	l/s
Chisel Scaler - Lever Throttle													
SC41011AL-C	1.1	28	1.0	25	4600	4.6	2.1	10.5	263	0.9	23	12.0	6
Needle Scaler - Lever Throttle													
SC41011AL-N5	1.1	28	1.0	25	4600	6.3	2.9	15.3	383	1.0	25	12.0	6

General: Air Inlet Size: 1/4" NPT • Recommended Hose Size: 3/8" (10 mm) • Performance rated @ 90 psig (6.2 bar) air pressure
Standard Equipment: Parts List • Safety and Instruction Manual • 7" flat chisel (chisel scalers) • 5" scaler needles (needle scalers)

MATERIAL REMOVAL TOOL



Material Removal Tool

Model Number	Free Speed	Weight		Length		Sound Level	Air Consumption		Exhaust
	rpm	lb	kg	in	mm	dB(A)	cfm	l/s	
SMR05S354	3500	2.4	1.08	12	304.8	85	28	132	Rear

Belts and Erasers

Part Number	Description
68918	11mm Hub Set
68815	Rubber Eraser
68814	Course Wire Belt, 23 mm Wide
68910	Course Wire Belt, 11 mm Wide
68911	Medium Wire Belt, 23 mm Wide
68912	Medium Wire Belt, 11 mm Wide
68813	Fine Wire Belt, 23 mm Wide
68913	Fine Wire Belt, 11 mm Wide
68916	Medium Stainless Steel Wire Belt, 23 mm Wide
68917	Medium Stainless Steel Wire Belt, 11 mm Wide
68914	Fine Stainless Steel Wire Belt, 23 mm Wide
68915	Fine Stainless Steel Wire Belt, 11 mm Wide



Hub Set 68918



Eraser 68815



Course Wire Belt 68814



Medium Stainless Steel Wire Belt 68917




Fine Stainless Steel Wire Belt 68915

HAMMERS & FOUR BOLT CHIPPING HAMMERS



270A



270A-4

Hammers



Model Number	Steel Rivet Capacity		Stroke Length		Bore Diameter		Blows per Minute	Weight		Length		Side To Center		Air Consumption	
	in	mm	in	mm	in	mm		lb	kg	in	mm	in	mm	cfm	l/s
270A-2	5/32	4.0	2.0	50	0.6	15	2500	3.0	1.4	5.8	147	1.1	28	8.0	4
270A	3/16	4.8	3.0	75	0.6	15	2000	3.2	1.5	6.8	173	1.1	28	8.0	4
270A-4	1/4	6.4	4.0	100	0.6	15	1700	3.5	1.6	7.8	198	1.1	28	8.0	4

General:

Air Inlet Size: 1/4" NPT • Recommended Hose Size: 3/8" (10 mm) • Performance rated @ 90 psig (6.2 bar) air pressure

Standard Equipment:

Parts List • Safety and Instruction Manual • Beehive Retainer

FOUR BOLT CHIPPING HAMMERS



CH43A-R

Four Bolt Chipping Hammers



Model Number	Bore		Stroke		Blows per Minute	Weight		Length		Side To Center		Air Consumption	
	in	mm	in	mm		lb	kg	in	mm	in	mm	cfm	l/s
Four Bolt Chipping Hammer - Round Front End Bushing													
CH42A-R	1-1/8	29	2.0	50	2100	18	8.0	16.0	405	1-5/8	41	33	15.6
CH43A-R	1-1/8	29	3.0	75	1650	19	8.6	17.0	430	1-5/8	41	34	16.0
CH44A-R	1-1/8	29	4.0	100	1375	20	9.0	18.0	455	1-5/8	41	35	16.5
Four Bolt Chipping Hammer - Hex Front End Bushing													
CH42A-H	1-1/8	29	2.0	50	2100	18	8.0	16.0	405	1-5/8	41	33	15.6
CH43A-H	1-1/8	29	3.0	75	1650	19	8.6	17.0	430	1-5/8	41	34	16.0
CH44A-H	1-1/8	29	4.0	100	1375	20	9.0	18.0	455	1-5/8	41	35	16.5

General:

Air Inlet Size: 7/8" - 24" NPT • Recommended Hose Size: 3/8" (10 mm) • Performance rated @ 90 psig (6.2 bar) air pressure

Standard Equipment:

Parts List • Safety and Instruction Manual

QUIET COMPOSITE IMPACT WRENCHES



5338A

All Models Quiet Composite Impacts

- Reverse bias motor
- Twin hammer impact mechanism
- Three Level power control
- Lightweight composite housing
- Contoured trigger for comfort and control



5350AL



5375AP



5095

1" (25 mm) Impact Wrench

Model No. 5095

- Friction Ring & Thru Hole Socket
- Reverse bias motor
- Twin hammer impact mechanism
- Steel hammer case
- Three piece housing
- Support handle included
- Air inlet size: 1/2" NPT
- Recommended hose size: 1/2" (13 mm)

3/8" (10 mm), 1/2" (13 mm), 3/4" (19 mm), 1" (25 mm) Impact Wrenches

Model Number	Drive Size		Bolt Cap Grade 5		Working Torque Range ¹		Maximum Torque		Blows Per Minute	Free Speed rpm	Weight		Length		Avg Air Consumption		Sound Level	Socket Retainer Style
	in	mm	in	mm	ft lb	Nm	ft lb	Nm			lb	kg	in	mm	cfm	l/s		
Pistol Grip																		
5338A	3/8	10	3/8	10	100-180	135-245	250	339	900	9000	2.7	1.21	6.5	165	2.8	1.3	85.0	Ring
5338AP	3/8	10	3/8	10	100-180	135-245	250	339	900	9000	2.7	1.21	6.5	165	2.8	1.3	85.0	Pin
5350A	1/2	13	5/8	16	100-450	135-610	520	705	1200	6300	4.6	2.07	6.7	170	3.9	1.8	82.0	Ring
5350AP	1/2	13	5/8	16	100-450	135-610	520	705	1200	6300	4.6	2.07	6.7	170	3.9	1.8	82.0	Pin
5350AL	1/2	13	5/8	16	100-450	135-610	520	705	1200	6300	4.8	2.17	8.7	220	3.9	1.8	82.0	Pin
5375A	3/4	19	3/4	19	300-800	407-1085	1000	1356	300	4000	8.5	3.8	9.5	240	5.6	2.6	82.0	Ring
5375AP	3/4	19	3/4	19	300-800	407-1085	1000	1356	300	4000	8.5	3.8	9.5	240	5.6	2.6	82.0	Thru Hole
D Handle																		
5095	1	25	1-1/4	32	500-1200	375-1625	1400	1900	900	5000	16.8	7.6	14.5	370	15.0	7.0	—	See above

Medium Duty Die Grinder



Model No. 5054A

- Lockoff lever throttle
- Comfort Grip
- Rear exhaust
- Built-in speed regulator
- Aluminum housing
- Power: 0.5 hp (0.4 kw)
- Free speed: 22,000 rpm
- Collet size: 1/4"
- Weight: 1.3 lb (0.6 kg)
- Length: 6.5" (165 mm)
- Air inlet size: 1/4" NPT
- Recommended hose size: 3/8" (10 mm)
- Air Consumption: 4.0 cfm (113 l/s) avg – 16.0 cfm (452 l/s) max



Right Angle Light Duty Die Grinder



Model No. 5056

- Lockoff lever throttle
- Comfort Grip
- Rear Exhaust
- Built-in speed regulator
- Power: 0.5 hp (0.4 kw)
- Free speed: 16,000 rpm
- Collet size: 1/4"
- Weight: 2.0 lb (0.9 kg)
- Length: 7.5" (190 mm)
- Head Height: 3.0" (76 mm)
- Air inlet size: 1/4" NPT
- Recommended hose size: 3/8" (10 mm)
- Air Consumption: 4.5 cfm (127 l/s) avg – 18.0 cfm (508 l/s) max



4 1/2" (115 mm) Right Angle Heavy Duty Grinder



Model No. 5268

- Aluminum housing
- Lockoff lever throttle
- Built-in speed regulator
- Free speed: 12,000 rpm
- Spindle size: 5/8" - 11
- Weight: 3.9 lb (1.7 kg)
- Length: 10.0" (254 mm)
- Head Height: 3.5" (90 mm)
- Air inlet size: 1/4" NPT
- Recommended hose size: 3/8" (10 mm)
- Air Consumption: 3.3cfm (94 l/s) avg – 13.2 cfm (373 l/s) max



5" (127 mm) Right Angle Heavy Duty Grinder



Model No. 5285

- Aluminum housing
- Lockoff lever throttle
- Built-in speed regulator
- Free speed: 12,000 rpm
- Spindle size: 5/8" - 11
- Weight: 3.9 lb (1.7 kg)
- Length: 10.0" (254 mm)
- Head Height: 3.5" (90 mm)
- Air inlet size: 1/4" NPT
- Recommended hose size: 3/8" (10 mm)
- Air Consumption: 3.3cfm (94 l/s) avg – 13.2 cfm (373 l/s) max



www.dobcoeqp.com sales@dobcoeqp.com 905-672-5557 DOBCO EQUIPMENT LTD.

DOBCO EQUIPMENT LTD. 905-672-5557 sales@dobcoeqp.com www.dobcoeqp.com

Hammer CE

Model No. 5272A


- Spring retainer
- Accepts .401 Parker Taper shanks
- Hardened steel barrel and piston
- Built-in Air Regulator
- Aluminum housing
- Stroke length: 1.6" (41 mm)
- Bore diameter: 0.8" (20 mm)
- Blows per minute: 4800
- Weight 3.0 lb (1.4 kg)
- Length: 5.8" (147 mm)
- Air inlet size: 1/4" NPT
- Recommended hose size: 3/8" (10 mm)



Hammer CE

Model No. 5273A

- Spring retainer
- Accepts .401 Parker Taper shanks
- Built-in Air Regulator
- Hardened steel barrel and piston
- Aluminum housing
- Stroke length: 2.6" (66 mm)
- Bore diameter: 0.8" (20 mm)
- Blows per minute: 3200
- Weight 3.8 lb (1.7 kg)
- Length: 7.1" (180 mm)
- Air inlet size: 1/4" NPT
- Recommended hose size: 3/8" (10 mm)



Hammer CE

Model No. 5274A

- Spring retainer
- Accepts .401 Parker Taper shanks
- Built-in Air Regulator
- Hardened steel barrel and piston
- Aluminum pistol-grip housing
- Stroke length: 3.8" (97 mm)
- Bore diameter: 0.8" (20 mm)
- Blows per minute: 2200
- Weight 4.7 lb (2.1 kg)
- Length: 9.3" (236 mm)
- Air inlet size: 1/4" NPT
- Recommended hose size: 3/8" (10 mm)



Needle Scaler CE

Model No. 5266

- Steel housing
- Hardened steel barrel and piston
- Stroke length: 2.0" (51 mm)
- Bore diameter: 1.0" (25 mm)
- Blows per minute: 4000
- Weight 5.7 lb (2.6 kg)
- Length: 16.1" (409 mm)
- Air inlet size: 1/4" NPT
- Recommended hose size: 3/8" (10 mm)
- 19 - 0.12" (3 mm) Dia x 7" (180 mm) long needles included



Cut-off Tool CE

Model No. 5564A

- Rear exhaust
- Comfort Grip
- Lockoff lever throttle
- Aluminum housing
- Free speed: 21,000 rpm
- Wheel size: 3.0" (76 mm)
- Weight: 1.8 lb (0.08 kg)
- Length: 8.0" (203 mm)
- Air inlet size: 1/4" NPT
- Recommended hose size: 3/8" (10 mm)
- 3/8" Arbor



Air Engraving Pen CE

Model No. 5980

- 13,000 cycles per minute
 - Replaceable carbide tipped points
 - Twist throttle
 - 59" (1500 mm) hose
 - 1/4" NPT air fitting
 - High quality stainless steel housing
 - Replaceable engraving points
- 506246 - 45° (STD)
506245 - 30°
506244 - 15°



Dobco Equipment Limited
1-2430 Lucknow Drive,
Mississauga, Ontario
L5S 1V3 Canada

905.672.5557

sales@dobcoeqp.com

www.dobcoeqp.com
sales@dobcoeqp.com
572-5557

DOBSCO EQUIPMENT LTD.
905-672-5557
sales@

DOBSCO EQUIPMENT LTD.

dobcoeqp.com
www.dobcoeqp.com