

PUNCHES & CHISELS



Ontario's Largest
Pneumatic & Hydraulic Tool Distributor

1-2430 Lucknow Drive, Mississauga, Ontario L5S 1V3. Tel: 905-672-5557 Fax: 905-672-5559
Email: sales@dobcoeqp.com www.dobcoeqp.com

FEATURES & BENEFITS

- All punches and chisels are made from the highest quality materials for maximum tool life.
- Every punch and chisel is specially heat treated to provide a hard long lasting working end and a softer striking end to avoid chipping.
- Each punch and chisel has a highly polished and lacquered working end with a royal blue painted shank.
- Available in a wide variety of lengths, cutting widths and styles to suit any application.
- Designed to work on even the toughest metals.

Pin Punches	200
Pilot Punches	200
Brass Drift Punches	200
Taper Punches	201
Aligning Punches	201
Prick Punches	201
Centre Punches	201
Flat Chisels	202
Cape Chisels	202
Diamond Point Chisels	202
Round Nose Chisels	202
Rivet Buster Chisel	202
Punch & Chisel Sets	203

PUNCHES & CHISELS



Pin Punches - Regular Length

Part No.	Pin Dia. in.	Body in.	Length in.	Weight lbs.
C28C	1/16	1/4	4	.06
C28B	3/32	5/16	4 3/4	.07
C28	1/8	5/16	4 3/4	.08
C28A	5/32	5/16	5	.08
C29	3/16	3/8	5 1/4	.12
C29A	7/32	3/8	6	.14
C30	1/4	3/8	6 1/4	.16
C31	5/16	7/16	6 1/2	.23
C31A	3/8	5/8	8	.41
C31C	1/2	5/8	10	1.11



Pin Punches - Long Length

Part No.	Pin Dia. in.	Body in.	Length in.	Weight lbs.
C290	1/8	5/16	8	.11
C291	5/32	5/16	8	.11
C292	3/16	3/8	8	.17
C293	7/32	3/8	8	.18
C294	1/4	3/8	8	.19
C295	5/16	7/16	8	.28
C296	3/8	1/2	8	.37



Pilot Punches

Part No.	Pin Dia. in.	Body in.	Length in.	Weight lbs.
C500	1/16	3/16	2 3/4	.01
C501	5/64	3/16	3 1/4	.02
C502	3/32	3/16	3 1/2	.02
C503	1/8	1/4	4	.03
C504	5/32	1/4	4 1/2	.05
C505	3/16	3/8	4 1/2	.08
C506	7/32	3/8	5	.10
C507	1/4	7/16	5 1/2	.13
C508	5/16	7/16	6	.17
C509	3/8	1/2	6	.28
C510	7/16	5/8	6	.30
C511	1/2	5/8	6	.39



Brass Drift Punches

Part No.	Dia. in.	Length in.	Weight lbs.
CBR7	1/2	7	.42
CBR8	3/4	8	1.1



Punch and Chisel Holder

Part No.	Description	Length in.	Weight lbs.
PCH-1	Up to 1" hex or 1 1/8" round	8	.6

Think Safety:

Use a punch and chisel holder to prevent hand injury.

Specs: CGSB 39-GP-44a. ANSI/HTI B209.2-1991.

Taper Punches (Starter)

Part No.	Tip Dia. in.	Body in.	Length in.	Weight lbs.
C21	1/16	5/16	5 3/8	.09
C22	3/32	5/16	5 9/16	.09
C23	1/8	3/8	5 1/4	.14
C23A	5/32	3/8	6	.16
C24	3/16	3/8	6 3/16	.17
C27	1/4	3/8	6 11/16	.20
C27A	5/16	1/2	7	.36



Long Taper Punches (Starter)

Part No.	Tip Dia. in.	Body in.	Length in.	Weight lbs.
C25A	1/8	5/16	8	.15
C25	5/32	3/8	8	.22
C26	3/16	7/16	9	.33
C26A	7/32	1/2	9	.42
C50	1/4	1/2	9 1/2	.47
C51	5/16	1/2	9 1/2	.50
C52	3/8	1/2	9 1/2	.52



Long Aligning Punches

Part No.	Tip Dia. in.	Body in.	Length in.	Weight lbs.
8385	1/4	3/4	18	1.7
8386	3/16	5/8	15	1.0
8390	1/2	7/8	18	2.9



Prick Punch

Part No.	Tip Dia. in.	Body in.	Length in.	Weight lbs.
C32	1/8	3/8	5	.12



Centre Punches

Part No.	Tip Dia. in.	Body in.	Length in.	Weight lbs.
C33A	3/32	1/4	4	.07
C33	1/8	5/16	5	.09
C34	1/8	3/8	5 1/4	.15
C35	3/16	1/2	6	.28
C35A	3/16	1/2	7	.33



Specs: CGSB 39-GP-44a. ANSI/HTI B209.1-1991.

Think Safety - Punches that have "mushroomed" on striking end should be ground or filed to original shape to avoid chipping.

PUNCHES & CHISELS



Flat Chisels

Part No.	Cut in.	Body in.	Length in.	Weight lbs.
C1	1/4	3/16	4 1/2	.04
C1A	5/16	1/4	5	.07
C2A	3/8	1/4	5 1/4	.10
C2	1/2	3/8	5 1/2	.17
C3	5/8	1/2	6	.33
C4	3/4	5/8	6 1/2	.53
C5	7/8	3/4	7 1/2	.92
C6	1	7/8	7 3/4	1.4
C7	1 1/8	1	8 1/2	1.4



Long Flat Chisels

Part No.	Cut in.	Body in.	Length in.	Weight lbs.
C9	3/4	5/8	12	1.0
C10	7/8	3/4	14	1.8
C14	1	7/8	18	3.0



Cape Chisels

Part No.	Cut in.	Body in.	Length in.	Weight lbs.
C12	1/4	1/2	6 1/4	.29
C13	3/8	5/8	7	.48



Diamond Point Chisels

Part No.	Cut in.	Body in.	Length in.	Weight lbs.
C15A	1/8	5/16	5	.10
C15	1/4	1/2	6 1/2	.34
C16	3/8	5/8	7	.55



Round Nose Chisels

Part No.	Cut in.	Body in.	Length in.	Weight lbs.
C18	1/4	1/2	6 1/4	.29
C19	3/8	5/8	7	.51



Rivet Buster Chisel

Part No.	Cut in.	Body in.	Length in.	Weight lbs.
C36	7/8	3/4	12	1.47



CAUTION

Hammer head diameter should be no more than 3/8" larger than head of chisel or punch. Always wear safety goggles.

Specs: CGSB 39-GP-43a. ANSI/HTI B209.1-1991.

**No. C20LR 20 Pieces
Punch & Chisel Set**

Part No.	Description	Size, in.
C2	Flat Chisel	1/2
C3	Flat Chisel	5/8
C4	Flat Chisel	3/4
C5	Flat Chisel	7/8
C6	Flat Chisel	1
C25	Long Taper Punch	5/32
C26	Long Taper Punch	3/16
C22	Taper Punch	3/32
C23	Taper Punch	1/8
C24	Taper Punch	3/16
C27	Taper Punch	1/4
C28	Pin Punch	1/8
C28A	Pin Punch	5/32
C28B	Pin Punch	3/32
C29	Pin Punch	3/16
C30	Pin Punch	1/4
C31	Pin Punch	5/16
C32	Prick Punch	3/8
C34	Centre Punch	3/8
C35	Centre Punch	1/2

Packaged in a hardwood maple tray #100020.

Weight: 9.2 lbs.



**No. C14LR 14 Pieces
Punch & Chisel Set**

Part No.	Description	Size, in.
C2	Flat Chisel	1/2
C3	Flat Chisel	5/8
C4	Flat Chisel	3/4
C5	Flat Chisel	7/8
C12	Cape Chisel	1/4
C25	Long Taper Punch	5/32
C26	Long Taper Punch	3/16
C22	Taper Punch	3/32
C23	Taper Punch	1/8
C24	Taper Punch	3/16
C28	Pin Punch	1/8
C28B	Pin Punch	3/32
C29	Pin Punch	3/16
C34	Centre Punch	3/8

Packaged in a hardwood maple tray #100005.

Weight: 6.2 lbs.



PUNCHES & CHISELS



No. C6LR 6 Pieces Punch & Chisel Set

Part No.	Description	Size, in.
C2	Flat Chisel	1/2
C3	Flat Chisel	5/8
C28	Pin Punch	1/8
C29	Pin Punch	3/16
C30	Pin Punch	1/4
C34	Centre Punch	3/8

Packaged in a sturdy plastic tray.

Weight: 1.2 lbs.



No. C10LRA 10 Pieces Punch & Chisel Set

Part No.	Description	Size, in.
C2	Flat Chisel	1/2
C3	Flat Chisel	5/8
C4	Flat Chisel	3/4
C22	Taper Punch	3/32
C23A	Taper Punch	5/32
C24	Taper Punch	3/16
C28A	Pin Punch	5/32
C28B	Pin Punch	3/32
C29	Pin Punch	3/16
C34	Centre Punch	3/8

Packaged in a sturdy plastic tray.

Weight: 2.0 lbs.



No. C10PS 10 Pieces Pin/Taper Punch Set

Part No.	Description	Size, in.
C22	Taper Punch	3/32
C23	Taper Punch	1/8
C23A	Taper Punch	5/32
C24	Taper Punch	3/16
C27	Taper Punch	1/4
C28	Pin Punch	1/8
C28A	Pin Punch	5/32
C28B	Pin Punch	3/32
C29	Pin Punch	3/16
C30	Pin Punch	1/4

Packaged in sturdy plastic tray.

Weight: 1.4 lbs.

**No. C45LR 5 Pieces
Flat Chisel Set**

Part No.	Description	Size, in.
C2	Flat Chisel	1/2
C3	Flat Chisel	5/8
C4	Flat Chisel	3/4
C5	Flat Chisel	7/8
C6	Flat Chisel	1

Pouch 2057

Weight: 3.2 lbs.



**No. C49LR 5 Pieces
Punch & Chisel Set**

Part No.	Description	Size, in.
C2	Flat Chisel	1/2
C4	Flat Chisel	3/4
C28	Pin Punch	1/8
C29	Pin Punch	3/16
C34	Centre Punch	3/8

Pouch 100045

Weight: 1.0 lbs.



**No. C5PPS 5 Pieces
Pin Punch Set**

Part No.	Description	Size, in.
C28	Pin Punch	1/8
C28A	Pin Punch	5/32
C28B	Pin Punch	3/32
C29	Pin Punch	3/16
C30	Pin Punch	1/4

Pouch 100045

Weight: 0.6 lbs.





No. C7PPS 7 Pieces Pin Punch Set

Part No.	Description	Size, in.
C28	Pin Punch	1/8
C28A	Pin Punch	5/32
C28B	Pin Punch	3/32
C29	Pin Punch	3/16
C30	Pin Punch	1/4
C28C	Pin Punch	1/16
C29A	Pin Punch	7/32

Pouch 100045

Weight: 0.75 lbs.



No. C5LPPS 5 Pieces Pin Punch - Long Length Set

Part No.	Description	Pin Dia., in.
C290	Pin Punch	1/8
C291	Pin Punch	5/32
C292	Pin Punch	3/16
C293	Pin Punch	7/32
C294	Pin Punch	1/4

Pouch 100067

Weight: 0.76 lbs.



No. C5TPS 5 Pieces Taper Punch Set

Part No.	Description	Size, in.
C22	Taper Punch	3/32
C23	Taper Punch	1/8
C23A	Taper Punch	5/32
C24	Taper Punch	3/16
C27	Taper Punch	1/4

Pouch 100045

Weight: 0.8 lbs.

**No. C2BDS 2 Pieces
Brass Drift Punch Set**

Part No.	Description	Dia., in.
CBR7	Brass Drift Punch	1/2
CBR8	Brass Drift Punch	3/4

Pouch 100067
Weight: 1.52 lbs.



**No. C47LR 25 Pieces
Punch & Chisel Set**

Part No.	Description	Size, in.
C2	Flat Chisel	1/2
C3	Flat Chisel	5/8
C4	Flat Chisel	3/4
C5	Flat Chisel	7/8
C6	Flat Chisel	1
C7	Flat Chisel	1 1/8
C12	Cape Chisel	1/4
C13	Cape Chisel	3/8
C10	Long Flat Chisel	3/4
C15	Diamond Point Chisel	1/4
C16	Diamond Point Chisel	3/8
C18	Round Nose Chisel	1/4
C19	Round Nose Chisel	3/8
C25	Long Taper Punch	5/32
C26	Long Taper Punch	3/16
C32	Prick Punch	3/8
C21	Taper Punch	1/16
C22	Taper Punch	3/32
C23	Taper Punch	1/8
C28	Pin Punch	1/8
C29	Pin Punch	3/16
C30	Pin Punch	1/4
C34	Centre Punch	3/8
C36	Rivet Buster Chisel	7/8
C38	Pinch Bar	5/8



Packaged in a roll #2024.

Weight: 14.2 lbs.

PUNCHES & CHISELS




No. C46LR 13 Pieces Punch & Chisel Set

Part No.	Description	Dia., in.
C2	Flat Chisel	1/2
C3	Flat Chisel	5/8
C4	Flat Chisel	3/4
C5	Flat Chisel	7/8
C6	Flat Chisel	1
C12	Cape Chisel	1/4
C15	Diamond Point Chisel	1/4
C25	Long Taper Punch	5/32
C26	Long Taper Punch	3/16
C28	Pin Punch	1/8
C29	Pin Punch	3/16
C30	Pin Punch	1/4
C34	Centre Punch	3/8

Packaged in a roll #2023.

Weight: 5.0 lbs.

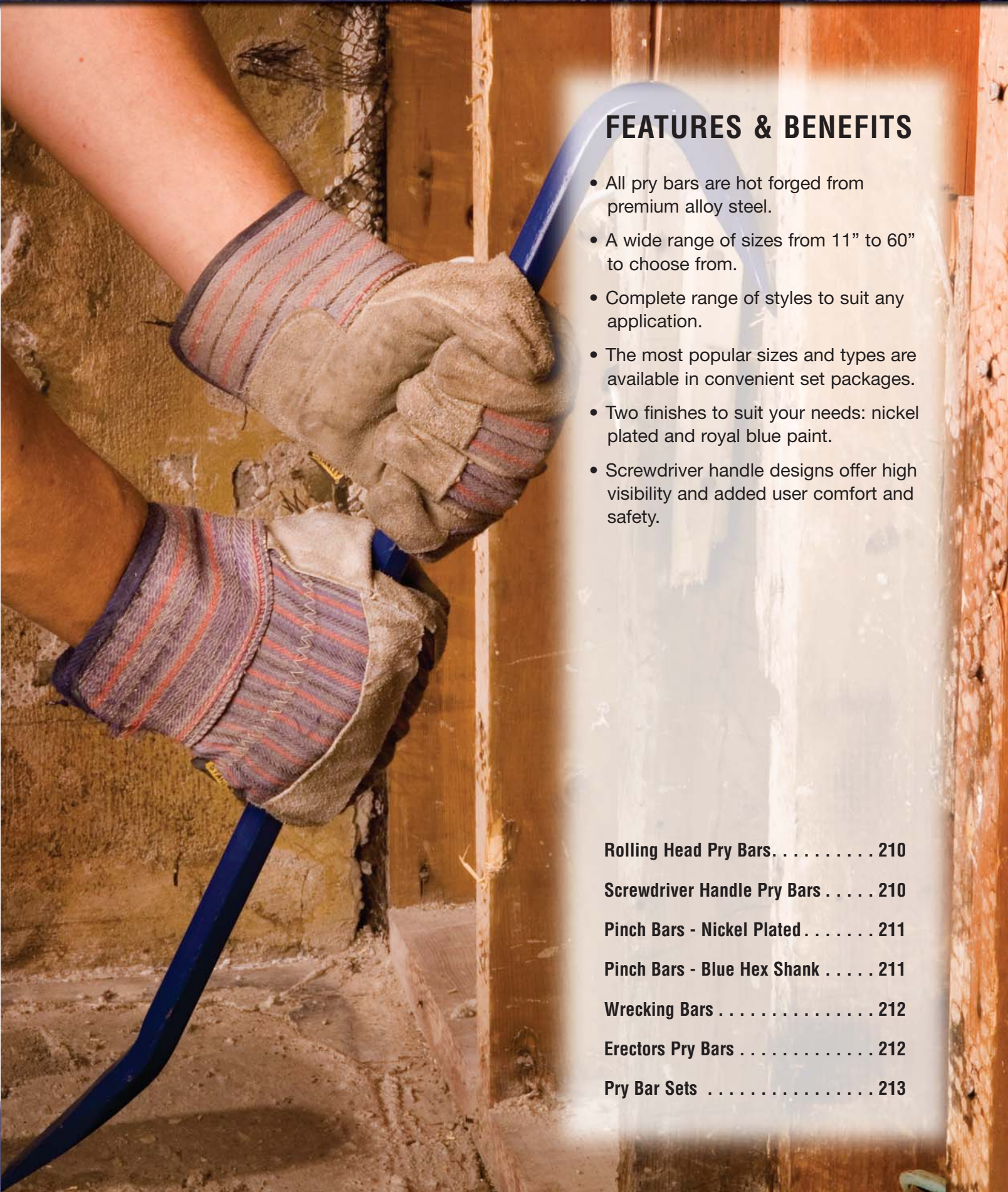


No. C48LR 19 Pieces Punch & Chisel Set

Part No.	Description	Dia., in.
C2	Flat Chisel	1/2
C3	Flat Chisel	5/8
C4	Flat Chisel	3/4
C5	Flat Chisel	7/8
C6	Flat Chisel	1
C25	Long Taper Punch	5/32
C26	Long Taper Punch	3/16
C32	Prick Punch	3/8
C21	Taper Punch	1/16
C22	Taper Punch	3/32
C23	Taper Punch	1/8
C24	Taper Punch	3/16
C27	Taper Punch	1/4
C28	Pin Punch	1/8
C29	Pin Punch	3/16
C30	Pin Punch	1/4
C31	Pin Punch	5/16
C34	Centre Punch	3/8
C35	Centre Punch	1/2

Packaged in a roll #2025.

Weight: 5.8 lbs.



FEATURES & BENEFITS

- All pry bars are hot forged from premium alloy steel.
- A wide range of sizes from 11" to 60" to choose from.
- Complete range of styles to suit any application.
- The most popular sizes and types are available in convenient set packages.
- Two finishes to suit your needs: nickel plated and royal blue paint.
- Screwdriver handle designs offer high visibility and added user comfort and safety.

Rolling Head Pry Bars	210
Screwdriver Handle Pry Bars	210
Pinch Bars - Nickel Plated	211
Pinch Bars - Blue Hex Shank	211
Wrecking Bars	212
Erectors Pry Bars	212
Pry Bar Sets	213

PRY BARS



Rolling Head Pry Bars - Round Shank with Polished Point - Royal Blue Paint Finish

Part No.	Finish	Length in.	Shank Size, in.	Width of Cut, in.	Weight lbs.
C39A	Blue	11	1/2	9/16	0.6
C39	Blue	15 1/4	1/2	9/16	1.0
C39B	Blue	20	5/8	1 1/16	1.8



Rolling Head Pry Bars - Round Shank with Polished Point - Nickel Plate Finish

Part No.	Finish	Length in.	Shank Size, in.	Width of Cut, in.	Weight lbs.
73611	Nickel	11	1/2	9/16	0.6
73615	Nickel	15 1/4	1/2	9/16	1.0
73620	Nickel	20	5/8	1 1/16	1.8



Pry Bars with Orange Florescent Handles Curved Nickel Plated Blades

Part No.	Blade Length, in.	Overall Length, in.	Shank Size, in.	Width of Cut, in.	Weight lbs.
73408	8	13	3/8	5/8	0.6
73413	13	18 1/4	3/8	5/8	0.8
73418	18	24 1/4	1/2	5/8	1.6
73424	24	30 1/4	1/2	5/8	2.2



Pry Bars with Orange Florescent Handles Curved Black Oxide Finish Blades

Part No.	Blade Length, in.	Overall Length, in.	Shank Size, in.	Width of Cut, in.	Weight lbs.
73508	8	13	3/8	5/8	0.6
73513	13	18 1/4	3/8	5/8	0.8
73518	18	24 1/4	1/2	5/8	1.6
73524	24	30 1/4	1/2	5/8	2.2

Specs: CGSB 39-GP-45a.

Pinch Bars - Round Shank - Nickel Plate Finish

Part No.	Finish	Length in.	Shank Size, in.	Width of Cut, in.	Weight lbs.
C65	Nickel	15	9/16	1 1/16	1.0
C66	Nickel	18	5/8	3/4	1.4
C67	Nickel	24	3/4	7/8	2.6
C68	Nickel	30	7/8	15/16	4.4
C69	Nickel	36	1	1 3/16	7.0
C70	Nickel	42	1	1 1/4	9.3
C71	Nickel	48	1	1 1/4	10.8
C72	Nickel	54	1	1 1/4	12.5
C73	Nickel	60	1	1 1/4	14.0



Pinch Bars - Hexagon Shank with Polished Point - Royal Blue Paint Finish

Part No.	Finish	Length in.	Shank Size, in.	Width of Cut, in.	Weight lbs.
C37	Blue	16	1/2	5/8	0.8
C38	Blue	16	5/8	7/8	1.2
C38C	Blue	18	5/8	7/8	1.4
C38A	Blue	20	3/4	1 1/16	2.4
C40	Blue	24	3/4	7/8	2.8
C41	Blue	30	3/4	1	3.6
C42	Blue	38	3/4	1 1/16	4.8
C43	Blue	42	7/8	1 1/16	7.0
C44	Blue	48	7/8	1 1/16	11.2





Railroad Track Pry Bar - 45° Bent End Royal Blue Paint Finish

Part No.	Finish	Length in.	Shank Size, in.	Width of Cut, in.	Weight lbs.
C43.45	Blue	42	7/8	1 1/8	7.2



Specs: CGSB 39-GP-45a.

  **WARNING**
Do not use pry bars as punches or chisels. Do not use pry bars that are chipped or cracked.
Always wear safety goggles.

PRY BARS



Wrecking Bar - Hexagon Shank Nickel Plated Finish

Part No.	Finish	Length in.	Shank Size, in.	Width of Cut, in.	Weight lbs.
WSB60	Nickel	60	1	1¼	17.5



Wrecking Bars - Hexagon Shank Goose Neck- Royal Blue Paint Finish

Part No.	Finish	Length in.	Shank Size, in.	Width of Cut, in.	Weight lbs.
WB12	Blue	12	½	⅝	0.8
WB18	Blue	18	⅝	¾	1.8
WB24	Blue	24	¾	⅞	3.6
WB30	Blue	30	¾	⅞	4.4
WB36	Blue	36	¾	⅞	5.2
WB42	Blue	42	¾	⅞	6.2



Erectors Pry Bar - Hexagon Shank Royal Blue Paint Finish

Part No.	Finish	Length in.	Shank Size, in.	Width of Cut, in.	Weight lbs.
73324	Blue	24	⅞	1⅜	3.0
73330	Blue	30	⅞	1⅜	5.0
73336	Blue	36	⅞	1⅜	6.2
73348	Blue	48	⅞	1⅜	8.4

Specs: CGSB 39-GP-45a.

**Pinch Bar Set - Round Shank
with Nickel Plated Finish**

Part No.	No. Pieces	Contents	Overall Length, in.
C673	3	C66	18
		C67	24
		C68	30

Weight: 9.2 lbs.



**Florescent Orange Handled Pry
Bar Set with Black Oxide Blades**

Part No.	No. Pieces	Contents	Overall Length, in.
73913	3	73508	13
		73513	18¼
		73518	24¼

Weight: 3.4 lbs.



**Florescent Orange Handled Pry
Bar Set with Nickel Plated Blades**

Part No.	No. Pieces	Contents	Overall Length, in.
73903	3	73408	13
		73413	18¼
		73418	24¼

Weight: 3.4 lbs.



PRY BARS



Assorted Pry Bar Set

Part No.	No. Pieces	Contents	Overall Length, in.
73303	3	C39	15¼
		73413	18¼
		C67	24

Content Description:

C39 - Rolling head, round shank blue finish pry bar

73413 - Curved pry bars with florescent orange handles

C67 - Round shank chrome pinch bar

Weight: 5.2 lbs.



Rolling Head Pry Bar Set Royal Blue Paint Finish

Part No.	No. Pieces	Contents	Overall Length, in.
C393S	3	C39A	11
		C39	15¼
		C39B	20

Weight: 4.0 lbs.



Rolling Head Pry Bar Set Nickel Plated Finish

Part No.	No. Pieces	Contents	Overall Length, in.
73923	3	73611	11
		73615	15¼
		73620	20

Weight: 4.0 lbs.



Ontario's Largest
Pneumatic & Hydraulic Tool Distributor

1-2430 Lucknow Drive, Mississauga, Ontario L5S 1V3. Tel: 905-672-5557 Fax: 905-672-5559
Email: sales@dobcoeqp.com www.dobcoeqp.com