

Ergonomic
fastening solutions
are closer than
you might think.

DOBCO
EQUIPMENT LTD

Ontario's Largest
Pneumatic & Hydraulic Tool Distributor

1-2430 Lucknow Drive, Mississauga, Ontario L5S 1V3. Tel: 905-672-5557 Fax: 905-672-5559
Email: sales@dobcoeqp.com www.dobcoeqp.com



COOPER Tools


We've improved the Cleco#5

The Old Industry Standard

For as long as anybody can remember, the Cleco #5 screwdriver has been the standard against which all other brands in its class are measured – the industry workhorse for medium to light assembly applications.

The Incredible Clecomatic Clutch

The heart and soul of the new Cleco 14 Series – the thing that really sets these tools apart from every other screwdriver on the market – is the patented, time-proven Clecomatic clutch.



Clecomatic
*Patented and time-proven
clutch assembly.*

More than a century of quality manufacturing experience is built into every tool, so you are assured that Cleco screwdrivers will be able to meet the high-volume, high-repetition, high-precision demands of today's assembly applications. Quality has made Cleco the world's number one choice for assembly tool technology.

The New Industry Standard

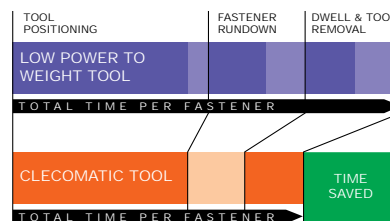
Cooper Tools has made the Cleco #5 – now to be called the Cleco 14 Series – even better, by re-engineering the ergonomics for greater comfort, reduced fatigue and enhanced productivity.

We've also reduced the noise level and added a few innovative new features:
(1) a rear overhose option to help decrease noise levels and exhaust contaminants (2) one-handed reverse actuation (3) torque signal capability for use with qualifiers.

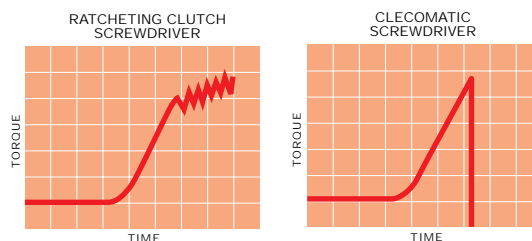
With the Clecomatic clutch, the tool starts when the bit is depressed and stops the instant that preset torque is reached on the fastener. This assures consistent repetition of

torque settings over a long period of time, resulting in a higher quality finished product, with fewer rejects and makeovers. Since the tool does not dwell on the fastener, production can be boosted

10 percent or more, and the short cycle means less tool wear and fewer replacement parts.










The Torque/Time graphs below illustrate how Clecomatic tools reduce operator time spent counteracting the ratcheting effect of other drivers.



without going to extremes.

As the adjacent chart attests, operators using Clecomatic tools are also exposed to considerably less tool noise. The Clecomatic clutch's automatic start/stop feature means the tool runs only while the fastener is being tightened. With virtually no clutch ratcheting, tool noise is reduced by up to 80%.

TYPE OF SCREWDRIVER	MOTOR NOISE DURING POSITIONING OF TOOL	MOTOR NOISE WHILE DRIVING FASTENER	MOTOR AND CLUTCH NOISE DURING DWELL
Clecomatic	NONE		NONE
Push-to-Start Ratcheting	NONE		
Lever-Operated Ratcheting			



CLECO 14 SERIES

Inline

SCREWDRIVERS



Torque Signal capability kit available.

Model number indicates maximum torque value.



Single lever action for increased productivity

Comfort grip tapered to indicate tool direction.

Overhose available for exhaust deflection and noise reduction.

Composite housing reduces temperature and vibration transfer to improve operator comfort.

Soft, oval-shaped housing fits the natural contour of the hand providing maximum operator comfort and grip.

Time-proven clutch assembly and planetary gears are interchangeable with Cleco #5 screwdrivers. Clutch is warranted for 5 full years.

The Things We Changed

The new Cleco 14S inline screwdrivers deliver a number of significant improvements over the industry-standard Cleco #5, as well as competing tools:

- Dramatically redesigned ergonomics enable the tool to run cooler in the hand, promote operator comfort and improve productivity.
- One-hand actuation of the reverse mode results in improved fastening speeds and higher productivity levels.
- The rear exhaust can be fitted with an optional overhose, which helps to reduce noise levels and improve operator performance.
- Lower noise levels enhance operator comfort and relieve fatigue.
- Torque signal capability for use with qualifiers for process control.



Soft, oval-shaped housing fits the natural contour of the hand providing maximum operator comfort and grip.



Hidden, but easy to access, torque adjustment reduces on line tampering. (Shown in open position.)



The Things We Didn't Change

The Cleco #5 was such a great tool, there were a lot of things we didn't change in the design of the new Cleco 14S:

- The heart of the Cleco 14S is still the time-honored, time-proven Clecomatic clutch, which assures you of greater consistency and repeatability in a wide variety of fastening applications.
- Both push-to-start and lever push-to-start options are available to suit operator preferences.
- High power-to-weight ratios and automatic start/stop mechanism help reduce cycle time from fastener to fastener and improve productivity.
- More than 90% of your Cleco #5 parts will be interchangeable with the Cleco 14S, resulting in

substantial cost savings for spare parts. Retrofit kits for the Cleco #5 are also available.



Multiple handle configurations for improved flexibility and operator comfort.

CLECO 14 SERIES

Right Angle NUTRUNNERS

The Things We Changed

Like their inline counterparts, the new Cleco 14R right-angle nutrunners deliver a number of improvements over the #5 and competing tools:

- Redesigned ergonomics enable the Cleco 14R to run cooler in the hand, promote operator comfort and improve productivity.
- One-hand actuation of the reverse lever results in improved fastening speeds and higher productivity levels.
- The rear exhaust can be fitted with an optional overhose, which helps to reduce noise levels and improve operator performance.
- Lower noise levels enhance operator comfort and relieve fatigue.
- Torque signal capability for use with qualifiers for process control.



The Things We Didn't Change

The Cleco #5 was such a great tool, there were a lot of things we didn't change in the design of the new Cleco 14R:

- The right-angle tools are available with the time-honored, time-proven Clecomatic clutch or a stall clutch, which assures you of greater flexibility in a wide variety of fastening applications.
- Short, compact angleheads enable you to use the Cleco 14R in applications with limited operating room.
- High power-to-weight ratios and automatic start/stop mechanism help reduce cycle time from fastener to fastener and improve productivity.
- More than 90% of your Cleco #5 parts will be

interchangeable with the Cleco 14R, resulting in substantial cost savings for spare parts. Retrofit kits for the Cleco #5 are also available.



Time-proven clutch assembly and planetary gears are interchangeable with Cleco #5 screwdrivers. Clutch is warranted for 5 full years.



Hidden, but easy to access, torque adjustment reduces on line tampering. (Shown in open position.)

Precision machined bevel gears and angle head eliminate shims for easy maintenance and longer gear life.



CLECO 14 SERIES

Pistol Grip

SCREWDRIVERS

The Things We Changed

Like their inline and right angle counterparts, the new Cleco 14 series pistol grip screwdrivers deliver a number of improvements over the #5 and competing tools:

- Redesigned ergonomics enable the Cleco 14P and 14T to run cooler in the hand, promote operator comfort and improve productivity.
- Two handle styles are available to match the application requirements. "P" style handle is ergonomically designed for driving screws. The "T" handle design is best suited for small nut or bolt rundowns. In either case, the handle conforms to the hand.
- The bottom exhaust can be fitted with an optional over-hose, which helps to reduce noise levels and improve operator performance.
- Lower noise levels enhance operator comfort and relieve fatigue.

Handles are shaped to fit the human hand. They are flat where they need to be flat and round where they need to be round.

Time-proven clutch assembly and planetary gears are interchangeable with Cleco #5 screwdrivers. Clutch is warranted for 5 full years.

Ergonomically critical finger and thumb guides fit the hand and aid in control.

Finger lip under the trigger keeps other fingers from interfering with the trigger action.

Torque signal capability kit available.



S E R I E S P N E U M A T I C S C R E W D R I V E R S

- Multiple air inlets (top, bottom, rear) on "T" handle.
- Torque signal capability for use with qualifiers for process control.

- More than 90% of your Cleco #5 parts will be interchangeable with the Cleco 14, resulting in substantial cost savings for spare parts. Retrofit kits for the Cleco #5 are also available.

The Things We Didn't Change

The Cleco #5 was such a great tool, there were a lot of things we didn't change in the design of the new Cleco 14P and 14T:

- Both pistol grip tools are available with the time-honored, time-proven Clecomatic clutch or a stall clutch, which assures you of greater flexibility in a wide variety of fastening applications.
- Feathering trigger to allow for slow starts and controlled operation.
- High power-to-weight ratios and automatic start/stop mechanism help reduce cycle time from fastener to fastener and improve productivity.




Hidden, but easy to access, torque adjustment reduces on line tampering.

Torque signal capability kit available.

Rubber grip acts as a thermal protector and isolates vibration for improved operator comfort.

Three choices for air inlet (top, bottom, rear) as standard on "T" handle models for application flexibility



Inline Screwdrivers

Model Number		Screw Size		Free Speed RPM	Torque Range		Length*		Weight		
1/4" Quick Change	Bit & Finder*	Gr. 5	Gr. 9.8		in.-lbs.	Nm	in.	mm	lbs.	kg	
		in.	mm								
Push-to-Start - Reversible – Clecomatic Clutch											
	14SPA02Q	14SPA02B	#6	M3.5	2800	4 - 19	.5 - 2.1	9.05	230	1.4	0.63
	14SPA03Q	14SPA03B	#8	M3.5	1900	4 - 26	.5 - 2.9	9.25	235	1.4	0.64
	14SPA04Q	14SPA04B	#10	M4	1100	3 - 40	.4 - 4.5	9.05	230	1.3	0.61
	14SPA05Q	14SPA05B	#10	M4	660	2 - 45	2 - 5.1	9.45	240	1.5	0.67
	14SPA06Q	14SPA06B	#10	M4	260	2 - 45	2 - 5.1	9.45	240	1.5	0.68
Lever Push-to-Start - Reversible – Clecomatic Clutch											
	14SCA02Q	14SCA02B	#6	M3.5	2800	4 - 19	.5 - 2.1	9.80	249	1.5	0.69
	14SCA03Q	14SCA03B	#8	M3.5	1900	4 - 26	.5 - 2.9	10.00	254	1.5	0.70
	14SCA04Q	14SCA04B	#10	M4	1100	3 - 40	.4 - 4.5	9.80	249	1.5	0.66
	14SCA05Q	14SCA05B	#10	M4	660	2 - 45	2 - 5.1	10.20	259	1.6	0.73
	14SCA06Q	14SCA06B	#10	M4	260	2 - 45	2 - 5.1	10.20	259	1.6	0.74

*Add .63" (16mm) for bit & finder models
GENERAL:
 Air Inlet: 1/8" NPT
 Minimum Hose Size: 3/16"
 Tool performance rated at 90 psi (620kPa) air pressure.

STANDARD EQUIPMENT:
 Operating instructions & service manual.
 Suspension bail.
 All torque springs required to meet indicated torque specification.
 Lever Push-to-Start models include kit to convert to lever only.

OPTIONAL EQUIPMENT:
 Bits & finders.
 Non-Reverse Kit: 207030
 Torque Signal Kit: 301106 (lever only)
 Overhose: 207019

Models indicated with the **Rapid Select** icon represent our most popular tools, and are available for fast delivery on limited quantities.

Right Angle Nutrunners

Model Number		Bolt Size		Free Speed RPM	Torque Range*		Length		Weight		Head Height		Side to Center		
1/4" Square Drive	3/8" Square Drive	Gr.5	Gr.9.8		in.-lbs.	Nm	in.	mm	lbs.	kg	in.	mm	in.	mm	
		in.	mm												
Lever Start - Reversible – Clecomatic Clutch															
	14RAA02AM2		#8	M3.5	2400	4 - 19	.5 - 2.1	11.68	297	1.7	0.77	1.06	27	0.36	9
	14RAA02AH2	14RAA02AH3	#8	M3.5	2100	4 - 21	.5 - 2.4	12.11	308	1.8	0.82	1.19	30	0.50	13
	14RAA03AL2		#8	M3.5	570	4 - 25	.5 - 2.8	12.04	306	1.8	0.82	0.94	24	0.31	8
	14RAA03AM2		#8	M3.5	1650	4 - 27	.5 - 3.0	11.88	302	1.8	0.82	1.06	27	0.36	9
	14RAA03AH2	14RAA03AH3	#10	M4	1450	4 - 30	.5 - 3.4	12.31	313	1.9	0.86	1.19	30	0.50	13
	14RAA04AM2		#10	M4	950	4 - 43	.5 - 4.8	11.68	297	1.7	0.77	1.06	27	0.36	9
	14RAA05AM2		#10	M4	570	4 - 50	.5 - 5.7	12.08	307	1.8	0.82	1.06	27	0.36	9
	14RAA06AH2*	14RAA06AH3	#10	M4	850	4 - 53	.5 - 6.0	12.11	308	1.8	0.82	1.19	30	0.50	13
		14RAA07AH3	#10	M5	500	4 - 60	.5 - 6.8	12.51	318	1.9	0.86	1.19	30	0.50	13
		14RAA09AH3	1/4	M5	500	10 - 75	1.1 - 8.5	13.39	340	2.1	0.95	1.19	30	0.50	13
		14RAA11AH3	1/4	M6	340	10 - 100	1.1 - 11	13.59	345	2.2	1.00	1.19	30	0.50	13
		14RAA12AH3	1/4	M6	200	10 - 100	1.1 - 11	13.39	340	2.1	0.95	1.19	30	0.50	13
Lever Start - Reversible – Stall															
	14RAS03AM2		#8	M3.5	1700	28	3.2	11.38	289	1.3	0.5902	1.06	27	0.36	9
	14RAS04AH2		#10	M4	1250	32	3.6	11.20	284	1.4	0.6356	1.19	30	0.50	13
	14RAS05AM2		#10	M4	850	46	5.2	10.57	268	1.2	0.5448	1.06	27	0.36	9
		14RAS06AH3	#10	M4	880	55	6.2	11.00	279	1.3	0.5902	1.19	30	0.50	13

*AH2 head max torque 50 in. lbs.
GENERAL:
 Air Inlet: 1/8" NPT
 Minimum Hose Size: 3/16"
 Tool performance rated at 90 psi (620kPa) air pressure.

STANDARD EQUIPMENT:
 Operating instructions & service manual.
 Suspension bail.
 All torque springs required to meet indicated torque specification.

OPTIONAL EQUIPMENT:
 Non-Reverse Kit: 207030
 Torque Signal Kit: 301106 (Clecomatic clutch only)
 Overhose: 207019
 Quick Change and 1/4" magnetic hex outputs available on AH3 models only.
 Quick Change: Change AH3 to AHQ
 1/4" Magnetic Hex: Change AH3 to AHM

Models indicated with the **Rapid Select** icon represent our most popular tools, and are available for fast delivery on limited quantities.

Pistol Grip Nutrunners

Model Number	Screw Size		Free Speed RPM	Torque Range		Length*		Weight	
	Gr. 5	Gr. 9.8		in.-lbs.	Nm	in.	mm	lbs.	kg
	1/4" Quick Change	in.							
Push and Trigger Start - T Handle - Clecomatic Clutch									
14TCA02Q	#6	M3.5	2800	4 - 19	0.5 - 2.1	8.4	214	1.8	0.8
14TCA03Q	#8	M3.5	1900	4 - 26	0.5 - 2.9	8.6	219	1.9	0.8
14TCA04Q	#10	M4	1100	3 - 40	0.3 - 4.5	8.4	214	1.9	0.8
14TCA05Q	#10	M4	660	2 - 45	0.2 - 5.1	8.8	224	1.9	0.9
14TCA06Q	#10	M4	260	2 - 45	0.2 - 5.1	8.8	224	1.9	0.9
Trigger Start - T Handle - Clecomatic Clutch									
14TTA02Q	#6	M3.5	2800	4 - 19	0.5 - 2.1	8.3	211	1.8	0.8
14TTA03Q	#8	M3.5	1900	4 - 26	0.5 - 2.9	8.5	216	1.9	0.8
14TTA04Q	#10	M4	1100	3 - 40	0.3 - 4.5	8.3	211	1.9	0.8
14TTA05Q	#10	M4	660	2 - 45	0.2 - 5.1	8.7	221	1.9	0.9
14TTA06Q	#10	M4	260	2 - 45	0.2 - 5.1	8.7	221	1.9	0.9
14TTA07Q	#10	M5	660	21 - 60	2.4 - 6.8	10.0	255	2.3	1.0
14TTA10Q	1/4"	M5	400	30 - 87	3.4 - 9.8	10.2	260	2.3	1.1
14TTA15Q	1/4"	M6	250	35 - 130	4.0 - 14.7	10.0	255	2.3	1.0
Trigger Start - T Handle - Stall									
14TTS02Q	#8	M3.5	2800	19	2.1	6.5	166	1.6	0.7
14TTS03Q	#10	M4	1900	27	3.1	6.8	171	1.6	0.7
14TTS04Q	#10	M4	1100	40	4.5	6.5	166	1.6	0.7
14TTS05Q	#10	M4	660	45	5.1	6.9	175	1.8	0.8
Push & Trigger Start - P Handle - Clecomatic Clutch									
14PCA02Q	#6	M3.5	2800	4 - 19	0.5 - 2.1	8.2	208	1.7	0.8
14PCA03Q	#8	M3.5	1900	4 - 26	0.5 - 2.9	8.4	213	1.8	0.8
14PCA04Q	#10	M4	1100	3 - 40	0.3 - 4.5	8.2	208	1.7	0.8
14PCA05Q	#10	M4	660	2 - 45	0.2 - 5.1	8.6	218	1.8	0.8
14PCA06Q	#10	M4	260	2 - 45	0.2 - 5.1	8.6	218	1.8	0.8
Trigger Start - P Handle - Clecomatic Clutch									
14PTA02Q	#6	M3.5	2800	4 - 19	0.5 - 2.1	8.1	205	1.7	0.8
14PTA03Q	#8	M3.5	1900	4 - 26	0.5 - 2.9	8.3	210	1.8	0.8
14PTA04Q	#10	M4	1100	3 - 40	0.3 - 4.5	8.1	205	1.7	0.8
14PTA05Q	#10	M4	660	2 - 45	0.2 - 5.1	8.5	215	1.8	0.8
14PTA06Q	#10	M4	260	2 - 45	0.2 - 5.1	8.5	215	1.8	0.8
14PTA07Q	#10	M5	660	21 - 60	2.4 - 6.8	9.8	249	2.2	1.0
14PTA10Q	1/4"	M5	400	30 - 87	3.4 - 9.8	10.0	254	2.2	1.0
14PTA15Q	1/4"	M6	250	35 - 130	4.0 - 14.7	9.8	249	2.2	1.0
Trigger Start - T Handle - Stall									
14PTS02Q	#8	M3.5	2800	19	2.1	6.3	161	1.5	0.7
14PTS03Q	#10	M4	1900	27	3.1	6.5	166	1.5	0.7
14PTS04Q	#10	M4	1100	40	4.5	6.3	161	1.5	0.7
14PTS05Q	#10	M4	660	45	5.1	6.7	170	1.7	0.8

GENERAL:

Air Inlet: 1/8" NPT
 Minimum Hose Size: 3/16"
 Tool performance rated at 90 psi (620kPa) air pressure.

STANDARD EQUIPMENT:

Operating instructions & service manual
 Suspension bail
 All torque springs required to meet indicated torque specification

OPTIONAL EQUIPMENT:

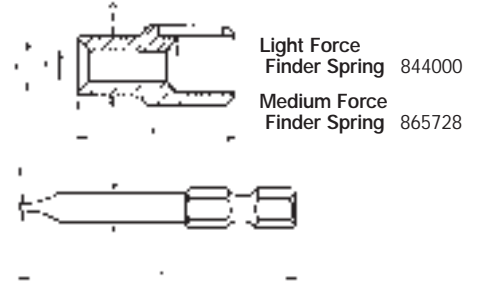
Non-Reverse Kit:
 T Handle: 207030
 P Handle: 301120
 Torque Signal Kit:
 T Handle: 301118
 P Handle: 301119
 (Trigger with Clecomatic clutch only)
 Overhose:
 T Handle: 207107
 P Handle: 1025685
 Push-only Conversion Kit:
 T Handle: 301121

Models indicated with the **Rapid Select** icon represent our most popular tools, and are available for fast delivery on limited quantities.

CLECO 14 SERIES PNEUMATIC TOOLS ACCESSORIES

Standard and Extended Flat Bits and Finders


Screw Size	Standard Length (F = 1 1/8 in.; G = 1 3/8 in.)		Finder Dimensions (in.)			Bit Dimensions (in.)		Extended Length (F = 2 1/2 in.; G = 3 in.)	
	Bit No.	Finder No.	A	B	C	D	E	Bit No.	Finder No.
1F- 2R	849617	847299	.22	.169	.128	.026	.122	849891	847481
2F- 3R	849843	863242	.250	.196	.140	.028	.134	849879	847480
3F- 4R	849618	847300	.285	.228	.160	.032	.154	849892	847482
4F- 5R	849153	847301	.315	.259	.193	.034	.187	849893	847483
5F- 6R	849619	847302	.345	.291	.221	.036	.215	849894	847484
6F- 8R	849154	847303	.380	.323	.256	.038	.250	849895	847485
8F-10R	849620	847294	.445	.386	.281	.042	.275	849896	847486
10F-12R	849155	847304	.530	.431	.318	.046	.312	849897	847487
12F-14R	849156	847305	.590	.513	.366	.050	.360	849898	847488



Inline Screwdriver Vacuum Finders and Pick-Up Attachment

Vacuum pick-up attachment (Part No. 201101) includes inlet tee, vacuum transducer with muffler, air inlet hose and vacuum hose.
NOTE: Vacuum finders mate with 3 inch long flat and Phillips bits.

Used On	Screw Size	Part Number	Dimensions (inches)			
			A	B	C	D
14 series	3F-4R	202414	.285	.227	3/16	.157
14 series	4F-5R	202415	.315	.258	7/32	.190
14 series	5F-6R	202416	.345	.290	1/4	.218



Utica® TA4 Torque Analyzer

110V Model	220V Model	Torque Range		Square Drive	
		English	Metric	In.	mm
TA4-05B-1	TA4-05B-2	5-50 in.-lb.	.56-5.64 Nm	1/4	6.35
TA4-10B-1	TA4-10B-2	10-100 in.-lb.	1.13-11.29 Nm	1/4	6.35
TA4-05F-1	TA4-05F-2	5-50 ft.-lb.	6.78-67.79 Nm	3/8	9.53
TA4-25F-1	TA4-25F-2	25-250 ft.-lb.	33.90-338.95 Nm	1/2	12.7

*Each TA4 unit comes complete with the appropriate rundown fixture, power supply, RS-232 cable and case.



Portable Tool Balancers

Part Number	Capacity		Net Weight	Min. Dist. Hook to Hook	Length of Working Cable
	Max.	Min.			
200427	2 lb.	0 lb.	1 lb. 4 oz.	10 7/8 in.	5 ft.
200428	4 lb.	2 lb.	1 lb. 4 oz.	10 7/8 in.	5 ft.
200429	5 lb.	3 lb.	1 lb. 4 oz.	10 7/8 in.	5 ft.
PL-12A	12 lb.	1 lb.	-	6.8 in.	4.6 ft.
BL-2A	2 lb.	1 lb.	1.1 lbs.	10.4 in.	5.2 ft.
BL-4A	4 lb.	2 lb.	1.1 lbs.	10.4 in.	5.2 ft.



Exhaust Overhose

Ordering Number	Used On
207019	14 series Inline & Right Angle
1025685	14 series "P" handle Pistol
207107	14 series "T" handle Pistol



AIRETOOL® • APEX®
BUCKEYE® • CLECO®
COOPER AUTOMATION™
DGD® • DOLER® • DOTCO®
GARDNER-DENVER®
GARDOTRANS™ • GETA™
MASTER POWER®
METRONIX™
QUACKENBUSH™
RECOULES™
ROTOR™
UTICA®

Cooper Tools
P.O. Box 1410
Lexington, SC 29071-1410
USA
Phone: 803-359-1200
Fax: 803-808-6735
www.clecotools.com

Cooper Power Tools GmbH & Co.
Postfach 30
D-73461 Westhausen
Germany
Phone: (49)7363-810
Fax: (49)7363-81222